

Ezi-Flow™ CSV High Containment Transfer System



An Introduction to World Class Containment

The entire Pharma industry knows that existing contained transfer systems for sensitive or hazardous powders, solids, steriles, tablets and wet cake are far from satisfactory. Manufacturers either use outmoded split butterfly valves which require lengthy, cumbersome and potentially hazardous cleaning, or newer single-use systems, which often deliver inadequate levels of containment at high cost, and with long lead times for systems and consumables.

Key Features to improve your Process

- High Containment Performance $<1\mu\text{g}/\text{m}^3$
- Fast, Full-Bore Discharge
- 4 and 6 inch Formats
- Liquid Tight for Easy Flushing or Addition of Liquids
- Fully Disposable Chargebag & Passive Connection
- 4-5 times cheaper than "Old Style" Split Butterfly Valve alternatives
- Fast, Trouble-Free Supply

A complete, unique and World Class High-Containment Solution

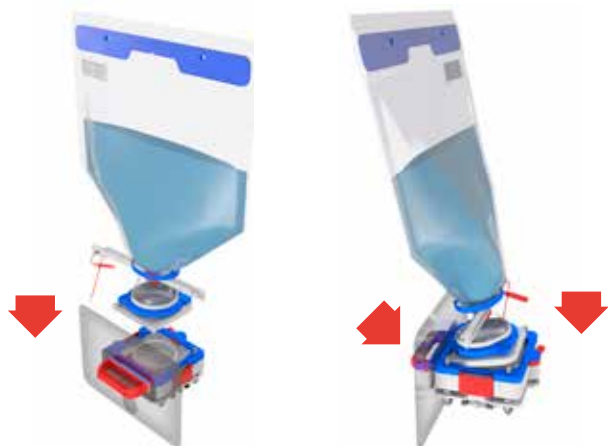
The Ezi-Dock team has worked hand in hand with customers around the world to develop the products they need, rather than the ones it is convenient for us to produce. Now, more than 500 Ezi-Flow CSV systems have been deployed world-wide, and 11 of the top 12 pharma companies are using Ezi-Flow CSV within their operations.

- Reactor Charging
- Extruder Charging
- Powder Filling Lines
- Tablet Press Charging
- Tablet Coater Charging
- Blenders/Mixers
- Filter Dryers
- Tablet Packing Lines




Ezi-Flow™ CSV Chargebag Application

Dock the Chargebag Passive into the Ezi-Flow™ Active




Load the Passive into the Active Cassette and push down at the rear

Lock the Chargebag Passive to the Ezi-Flow™ Active



The red rear toggle, marked number 1 must be fully turned to release the interlocks and secure the parts together.

Open & secure the system



Pull out the front handle, marked number 2, to remove the active and passive sliders. Then raise the side toggles, marked number 3, to lock the system and create a contained seal.

Release the bag gripper and discharge contents



Release the bag gripper and discharge the contents